

Workaround to Print/Save the Club Service Activity Report

Step 1: Install those freeware softwares – cutewriter.exe and converter.exe at your computer.

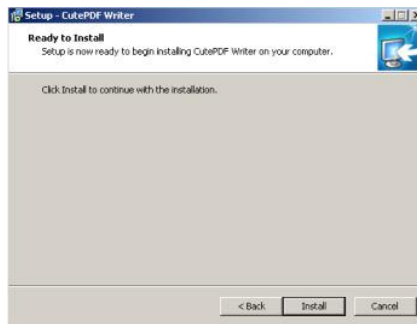
Download the installers from here.

<http://www.lionsclubs308a2.org.my/201011/resources/cutewriter.exe>

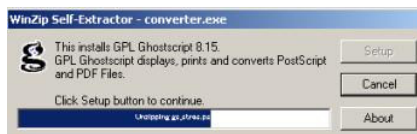
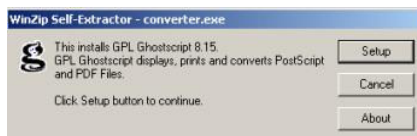
<http://www.lionsclubs308a2.org.my/201011/resources/converter.exe>

Double Click the file to install the freeware at your computer.

A. Installation to cutewriter.exe

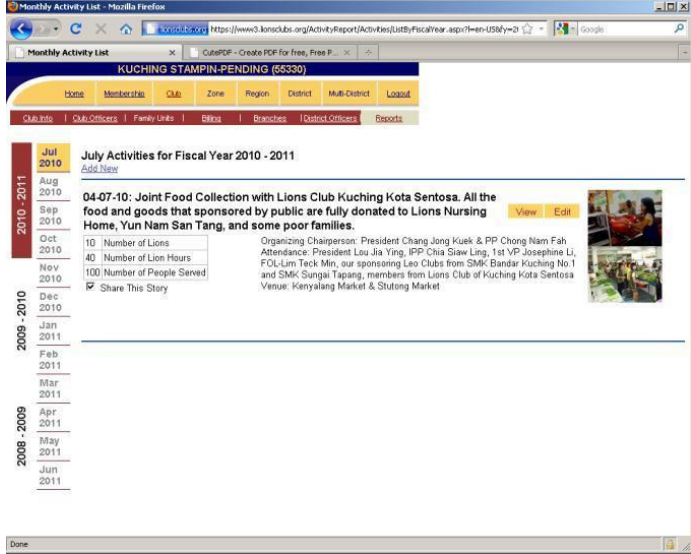


B. Installation to converter.exe



Completed Installation.

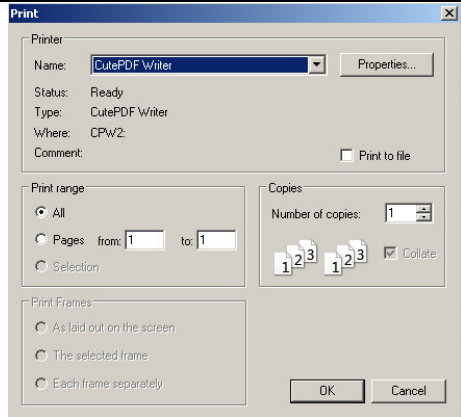
Step 2:
Open the report, click on the “view”.



Step 3:
Click on the print.



Step 4:
Select the Printer Name as “CutePDF Writer”, then press “OK”.



Step 5:
Save the file to the local location, then you can email this file now as PDF.

